



**KNIGHT**  
**FENCING LTD**  
FENCING & LANDSCAPE CENTRE

# Product Guide



*Making the most of your garden...*  
**[www.knight-fencing.co.uk](http://www.knight-fencing.co.uk)**





# Contents & What's New...

NEW

Here at Knight Fencing we are delighted to introduce our new and exciting range of garden products for the 2019 leisure season!

Packed full of stunning additions and innovative designs, our latest collections will help you make the most of your time outdoors, whether you are gardening, entertaining or simply relaxing.



P.5

## Norfolk Arbour

The Norfolk Arbour is a beautifully designed product perfect for those who enjoy sitting in the sun with some shelter.

This elegant arbour with the trellis panels is an ideal spot to relax and unwind at the end of a busy day. Along with its beauty it also provides practicality as it comes complete with an underseat storage box and lid.

## The Ashton BBQ Shelter

The BBQ shelter is the ideal addition to any garden when thinking of entertaining family and friends. With its panelled sides, open entrance and apex roof, it offers great protection for the chef and BBQ come rain or shine.

This product is the perfect garden feature whether you're hosting a party or simply relaxing outdoors.



P.5

## Alex Octagon Picnic Table

The classic picnic table has taken an unconventional approach in the Alex with its octagonal shaped table top.

Perfect for entertaining a bigger party, the Alex Octagon Picnic table can comfortably seat up to 8 people. The Octagon shape allows for extra leg room whilst still offering an intimate dining environment.



P.6

## Madison Table & Bench Set

The Madison table and bench set is a simple yet sleek design that allows for an attractive outdoor dining experience.

This clean, beautifully crafted furniture set is the perfect choice when dining outdoors with family and friends.



P.8

Grown Your Own - P. 3

Garden Storage - P. 4

Decorative - P. 5

Fencing & Gates - P. 5

Trellis - P. 10

Climbing Support - P. 11

Garden Mirrors - P. 11

Pets - P. 11





# Grow Your Own...



## Want to try growing delicious, organic food at home?

Good news – we have everything you need to make growing your own as easy and fun as possible. Our popular Veg Beds and Sleeper Raised Beds take the back-ache out of gardening and the Garden Shelves are great for keeping your garden tidy.

Whatever the budget or level of experience, there's something here for every gardener.



### Deep Root Planter

Sizes (W x D x H)  
1.0m x 0.70m x 0.80m  
Growing Depth 380mm Approx



### Deep Root Planter 1.8m

Sizes (W x D x H)  
1.8m x 0.70m x 0.80m  
Growing Depth 380mm Approx



### Veg Bed 1m

Sizes (W x D x H)  
1.0m x 0.75m x 0.80m  
Growing Depth 150mm–450mm Approx



### Veg Bed 2m

Sizes (W x D x H)  
2.0m x 0.75m x 0.80m  
Growing Depth 150mm–450mm Approx



### Economy Potting Table

Sizes (W x D x H)  
0.90m x 0.45m x 0.91m



### Raised Bed

Sizes (W x D x H)  
1.0m x 1.0m x 0.25m  
1.8m x 1.0m x 0.25m







### Large Cold Frame

Sizes (W x D x H)  
1.67m x 0.50m x 0.375m



### Sleeper Cold Frame

Sizes (W x D x H)  
1.70m x 0.60m x 0.43m/0.32m



### 3 Tiered Raised Bed

Sizes (W x D x H)  
0.90m x 0.90m x 0.72m



### Sleeper Raised Bed

Sizes (W x D x H)  
0.90m x 0.90m x 0.45m  
0.83m x 0.90m x 0.07m (Base)  
Internal base available as optional extra



### Sleeper Raised Bed

Sizes (W x D x H)  
1.80m x 0.45m x 0.45m  
1.730m x 0.45m x 0.07m (Base)  
Internal base available as optional extra



### Sleeper Raised Bed

Sizes (W x D x H)  
1.80m x 0.90m x 0.30m  
1.730m x 0.90m x 0.07m (Base)  
Internal base available as optional extra



### Sleeper Raised Bed

Sizes (W x D x H)  
1.80m x 0.90m x 0.45m  
1.730m x 0.90m x 0.07m (Base)  
Internal base available as optional extra



## Garden Storage...



### Log and Tool Store

Sizes (W x D x H)  
1.87m x 0.70m x 1.9m



### Log Store

Sizes (W x D x H)  
1.2m x 0.58m x 1.5m



### Log Chest

Sizes (W x D x H)  
1.80m x 0.72m x 0.84m / 0.76m



### Large Log Store

Sizes (W x D x H)  
1.84m x 0.70m x 1.30m



### Composter

Sizes (W x D x H)  
1.0m x 1.0m x 0.6m



### Garden Shelves

Sizes (W x D x H)  
0.66m x 0.28m x 1.80m



Unless otherwise stated all timber products on this page are:



Pressure treated timber



Products are available for delivery to your home address



Products are supplied flat packed with assembly instructions



# Decorative...



**Norfolk Arbour  
with Storage Box**

Sizes (W x D x H)  
1.48m x 0.67m x 2.26m



**Hampshire Arbour  
with Storage Box**

Sizes (W x D x H)  
1.97m x 0.63m x 2.06m



**Dorset Arbour  
with Storage Box**

Sizes (W x D x H)  
1.568m x 0.670m x 1.995m



**Cheltenham Arbour  
with Storage Box**

Sizes (W x D x H)  
1.44m x 0.66m x 2.23m



**Rutland Arbour**

Sizes (W x D x H)  
1.568m x 0.670m x 1.995m



**Brighton Corner Arbour**

Sizes (W x D x H)  
2.20m x 2.20m x 2.49m



**Ashton BBQ Shelter**

Sizes (W x D x H)  
1.35m x 0.80m x 2.14m



**Broxton Gazebo**

Sizes (W x D x H)  
2.20m x 2.20m x 2.49m



**Winchester Pergola Seat**

Sizes (W x D x H)  
1.99m x 1.95m x 2.04m



**Pergola**

Sizes (W x D x H)  
2.40m x 2.40m x 2.60m  
3.00m x 3.00m x 2.60m  
(Product not available for Home Delivery)

Unless otherwise  
stated all timber  
products on  
this page are:



Pressure treated timber  
with a 10 Year Guarantee  
Against Rot



Products are  
available for  
delivery to your  
home address



Products are  
supplied flat packed  
with assembly  
instructions





### Miami Swing

Sizes (W x D x H)  
1.89m x 1.62m x 1.80m



### Hollywood Swing with optional canopy

Sizes (W x D x H)  
2.07m x 1.80m x 1.99m



### Rebecca Table & 2 Bench Set

Sizes (W x D x H)  
Table – 1.80m x 0.71m x 0.75m  
Bench – 1.80m x 0.240mm x 0.750mm



### Rose Round Picnic Table

Sizes (W x D x H)  
2.10m diameter x 0.75m



### Alex Octagon Picnic Table

Sizes (W x D x H)  
2.30m x 2.30m x 0.75m



### Katie Round Picnic Table

Sizes (W x D x H)  
1.47m diameter x 0.72m



### Katrina Picnic Table

Sizes (W x D x H)  
1.60m x 1.50m x 0.73m



### Alice Childrens Picnic/Play Table

Sizes (W x D x H)  
1.20m x 1.20m x 0.60m  
Removable Table Top with storage/play space

## The Emily Range...



### Emily Table & 2 Bench Set

Sizes (W x D x H)  
1.60m x 2.06m x 0.945m



### Emily Bench

Sizes (W x D x H)  
1.23m x 0.65m x 0.96m  
1.53m x 0.65m x 0.96m



### Emily Chair

Sizes (W x D x H)  
0.64m x 0.65m x 0.95m



### Emily Table

Sizes (W x D x H)  
1.60m x 0.76m x 0.76m



### Emily Love Seat

Sizes (W x D x H)  
1.94m x 0.83m x 0.945m



### Emily Side Table

Sizes (W x D x H)  
0.60m x 0.60m x 0.60m

Unless otherwise stated all timber products on this page are:



Pressure treated timber with a 10 Year Guarantee Against Rot



Products are available for delivery to your home address



Products are supplied flat packed with assembly instructions

NEW



## The Caroline Range & The Abbey Range...



**Caroline Table, Bench & 2 Chair Set**

Sizes (W x D x H)  
Set - 1.60m x 2.06m x 0.94m  
Table - 1.60m x 0.76m x 0.74m



**Caroline Bench**

Sizes (W x D x H)  
1.20m x 0.50m x 0.80m  
1.70m x 0.50m x 0.80m



**Caroline Chair**

Sizes (W x D x H)  
0.63m x 0.63m x 0.94m



**Caroline Bench with Storage Box**

Sizes (W x D x H)  
1.20m x 0.50m x 0.80m

NEW



**Caroline Companion Seat**

Sizes (W x D x H)  
1.94m x 0.79m x 0.94m



**Abbey Bench**

Sizes (W x D x H)  
1.18m x 0.73m x 0.93m  
1.68m x 0.73m x 0.93m



**Abbey Rocking Bench/Chair**

Sizes (W x D x H)  
0.68m x 0.89m x 0.93m  
1.18m x 0.89m x 0.93m



**Abbey Chair**

Sizes (W x D x H)  
0.68m x 0.73m x 0.93m



**Abbey Square Table & 4 Chair Set**

Sizes (W x D x H)  
2.56m x 2.56m x 0.93m - Set  
1.20m x 1.20m x 0.80m - Table



**Abbey Round Table & 4 Chair Set**

Sizes (W x D x H)  
1.0m x 1.0m x 0.93m - Set  
1.0m x 1.0m x 0.80m - Table



**Abbey Companion Seat**

Sizes (W x D x H)  
1.75m x 0.89m x 0.93m

## The Lily Range...



**Lily Relax Seat**

Sizes (W x D x H)  
0.72m x 0.92m x 0.92m



**Lily Relax Double**

Sizes (W x D x H)  
1.75m x 0.92m x 0.92m



**Lily Relax 2 Seater Bench**

Sizes (W x D x H)  
1.22m x 0.93m x 0.92m



**Lily Rocking Chair**

Sizes (W x D x H)  
0.72m x 1.140m x 0.99m

Unless otherwise stated all timber products on this page are:



Pressure treated timber with a 10 Year Guarantee Against Rot



Products are available for delivery to your home address



Products are supplied flat packed with assembly instructions





**Bahama Bar with 3 Shelves**

Sizes (W x D x H)  
1.00m x 0.655m x 1.11m



**Bahama Round Table & 2 Stool Set**

Sizes (W x D x H)  
1.52m x 0.60m x 1.11m – Set  
0.60m x 0.60m x 1.11m – Table  
0.41m x 0.40m x 0.74m – Stool



**Bahama Oval Table & 4 Stool Set**

Sizes (W x D x H)  
1.50m x 0.73m x 1.11m



**Madison Table & Bench Set**

Sizes (W x D x H)  
1.6m x 1.6m x 0.745m



**Harriet Table & 2 Bench Set**

Sizes (W x D x H)  
1.60m x 2.00m x 0.86m – Set  
1.60m x 0.62 x 0.845m – Bench  
0.800m x 0.62m x 0.845m – Chair (Optional Extra)



**Harriet Park Bench**

Sizes (W x D x H)  
830mm x 1200mm x 700mm



**Philippa Table, 2 Bench & 2 Chair Set**

Sizes (W x D x H)  
3.20m x 1.80m x 0.917m



**BBQ Side Table**

Sizes (W x D x H)  
0.91m x 0.52m x 0.85m

## Arches...



**Venus Arch**

Sizes (W x D x H)  
1.80m x 1.06m x 2.10m



**Horizon Arch**

Sizes (W x D x H)  
1.8m x 1.3m x 2.2m



**Daria Arch**

Sizes (W x D x H)  
1.9m x 0.9m x 2.4m



**Katja Rose Arch**

Sizes (W x D x H)  
1.40m x 0.60m x 2.80m



**Moonlight Arch**

Sizes (W x D x H)  
1.34m x 0.72m x 2.23m



**Twilight Arch**

Sizes (W x D x H)  
2.1 x 0.72m x 2.13m



**Rustic Arch**

Sizes (W x D x H)  
1.83m x 0.54m x 2.77m



**Sunset Arch**

Sizes (W x D x H)  
1.60m x 0.55m x 2.10m

Unless otherwise stated all timber products on this page are:



Pressure treated timber with a 10 Year Guarantee Against Rot



Products are available for delivery to your home address



Products are supplied flat packed with assembly instructions



# Fencing & Gates



## Waney Lap Fence

Sizes (W x H)  
1.83m x 0.615m  
1.83m x 0.915m  
1.83m x 1.220m  
1.83m x 1.524m  
1.83m x 1.830m



## Waney Lap Fence Pressure Treated

Sizes (W x H)  
1.83m x 0.915m  
1.83m x 1.220m  
1.83m x 1.524m  
1.83m x 1.830m



Pressure Treated




## Vertical Board Fence

Sizes (W x H)  
1.83m x 0.615m  
1.83m x 0.915m  
1.83m x 1.220m  
1.83m x 1.524m  
1.83m x 1.830m



## Bowtop Vertical Board Fence

Sizes (W x H)  
1.83m x 0.615m  
1.83m x 0.915m  
1.83m x 1.220m  
1.83m x 1.524m  
1.83m x 1.830m



## Old Picket Fence (Sawn)

Sizes (W x H)  
1.83m x 0.30m  
1.83m x 0.60m  
1.83m x 0.90m  
1.83m x 1.20m



## Rounded Top Picket Pale Fencing

Sizes (W x H)  
1.80m x 0.30m  
1.80m x 0.60m  
1.80m x 0.90m  
1.80m x 1.20m



Pressure Treated



## San Remo Bowtop

Sizes (W x H)  
1.83m x 0.99/1.20m  
1.83m x 1.29m/1.50m  
1.83m x 1.59/1.79m



## San Remo Omega with Trellis

Sizes (W x H)  
1.83m x 0.70/0.90m  
1.83m x 1.99/1.20m  
1.83m x 1.30/1.50m  
1.83m x 1.60/1.80m



## San Remo Bowtop With Trellis

Sizes (W x H)  
1.83m x 0.70/0.90m  
1.83m x 1.59/1.79m



## San Remo Flat Top

Sizes (W x H)  
1.83m x 1.80m



## San Remo Flat Top With Trellis

Sizes (W x H)  
1.83m x 0.90m  
1.83m x 1.80m



## Waney Lap Gate

Sizes (W x H)  
0.91m x 0.915m  
0.91m x 1.220m  
0.91m x 1.524m  
0.91m x 1.830m



Dipped



## Waney Lap Pressure Treated Gate

Sizes (W x H)  
0.90m x 1.83m



Pressure Treated



## Vertical Board Gate

Sizes (W x H)  
0.91m x 0.915m  
0.91m x 1.220m  
0.91m x 1.524m  
0.91m x 1.830m



## Bowtop Vertical Board Gate

Sizes (W x H)  
0.91m x 0.915m  
0.91m x 1.220m  
0.91m x 1.524m  
0.91m x 1.830m



## San Remo Bowtop Gate with Trellis

Sizes (W x H)  
0.90m x 1.59m/1.80m



## San Remo Bowtop Gate

Sizes (W x H)  
0.90m x 1.59m/1.80m



## San Remo Flat Top Gate

Sizes (W x H)  
0.90m x 1.80m

Products on this page are:



Pressure treated timber with a 10 Year Guarantee Against Rot

OR



Pressure Treated

OR



As denoted





**San Remo Flat Top Gate with Trellis**

Sizes (W x H)  
0.90m x 1.80m



**San Remo Omega Gate**

Sizes (W x H)  
0.90m x 1.59m/1.80m



**Old Picket Gate (Fine Sawn)**

Sizes (W x H)  
0.91m x 0.90m  
0.91m x 1.20m



**Rounded Top Picket Pale Gate**

Sizes (W x H)  
0.90m x 0.90m  
0.90m x 1.20m



Pressure Treated



**Gate Accessory Kit**




**Curved Gate Accessory Kit**

Left & Right Side Available




## Trellis...



**110mm Square Trellis**

Sizes (W x H)  
1.83m x 0.305m  
1.83m x 0.615m  
1.83m x 0.915m  
1.83m x 1.220m  
1.83m x 1.524m  
1.83m x 1.830m



**County Square Trellis**

Sizes (W x H)  
1.83m x 0.30m  
1.83m x 0.60m  
1.83m x 0.90m  
1.83m x 1.20m  
1.83m x 1.50m  
1.83m x 1.80m



**Hillside Diamond Trellis**

Sizes (W x H)  
1.83m x 0.30m  
1.83m x 0.60m  
1.83m x 0.90m  
1.83m x 1.20m  
1.83m x 1.50m  
1.83m x 1.80m



**Hillside Bowtop Diamond Trellis**

Sizes (W x H)  
1.83m x 0.20m/0.30m  
1.83m x 0.50m/0.60m  
1.83m x 0.80m/0.90m  
1.83m x 1.10m/1.20m  
1.83m x 1.40m/1.50m  
1.83m x 1.70m/1.80m



**Hillside Slim Bow Top Trellis**

Sizes (W x H)  
0.30m x 1.80m  
0.60m x 1.80m  
0.90m x 1.80m



**Hillside Omega Trellis Top**

Sizes (W x H)  
1.83m x 0.28m/0.48m



**Hillside Convex Trellis Top**

Sizes (W x H)  
1.83m x 0.280m/0.425m



**Hillside Concave Trellis Top**

Sizes (W x H)  
1.83m x 0.280m/0.140m



**Privacy Diamond Trellis**

Sizes (W x H)  
1.83m x 0.30m  
1.83m x 0.60m  
1.83m x 0.90m  
1.83m x 1.20m  
1.83m x 1.50m  
1.83m x 1.80m



**Privacy Diamond Trellis End Panel**

Sizes (W x H)  
0.60m x 1.27m / 0.67m



**Hillside Fan Trellis**

Sizes (W x H)  
0.60m x 1.83m  
0.80m x 1.83m



**Fan Trellis**

Sizes (W x H)  
0.43m x 0.91m  
0.53m x 1.22m  
0.53m x 1.52m  
0.63m x 1.83m

Products on this page are:



Pressure treated timber with a 10 Year Guarantee Against Rot

OR



Pressure Treated

OR



Dipped

-As denoted




# Garden Mirrors...




NEW

**Snowdrop Mirror**  
Sizes (W x D x H)  
1.570m x 1.305m




NEW

**Primrose Mirror**  
Sizes (W x D x H)  
570mm x 1.033m




NEW

**Bluebell Mirror**  
Sizes (W x D x H)  
533mm x 1.025



NEW

**Crocus Mirror**  
Sizes (W x D x H)  
533mm x 1.033m



NEW

**Tulip Mirror**  
Sizes (W x D x H)  
570mm x 1.033m

Do not place Garden Mirrors in direct sunlight

# Climbing Support...



**Scafell Obelisk**

Sizes (W x D x H)  
0.39m x 0.39m x 1.2m


Designed to fit with our Isabel Planter (See p.14)



**Snowdon Obelisk**

Sizes (W x D x H)  
0.60m x 0.60m x 2.0m

Designed to fit with our Large Holywell Planter (See p.14)



**Ben Nevis Obelisk**

Sizes (W x D x H)  
0.60m x 0.60m x 2.0m

Designed to fit with our Large Holywell Planter (See p.14)



**Hanging Flowerbell**  
Sizes (W x D x H)  
0.36m x 0.36m x 1.50m



**Small Clematis Flowerbell**  
Sizes (W x D x H)  
0.50m x 0.50m x 1.37m



**Large Clematis Flowerbell**  
Sizes (W x D x H)  
0.50m x 0.50m x 1.70m



**Cocoon Flowerbell**  
Sizes (W x D x H)  
0.30m x 0.30m x 2.20m



**Pipe / Post Trellis**  
Sizes (W x H)  
0.19m x 1.47m

# Pets...



NEW

**Chicken Starter Coop**  
Sizes (W x D x H)  
1.41m x 0.58m x 0.85m



**Large Chicken Coop**  
Sizes (W x D x H)  
1.48m x 1.00m x 1.23/1.12m

NEW



NEW

**Rabbit / Guinea Pig Hutch & Meshed Enclosure 1.2m**  
Sizes (W x D x H)  
1.22m x 0.63m x 1.07/0.97m



NEW

**Rabbit / Guinea Pig Hutch & Meshed Enclosure 1.8m**  
Sizes (W x D x H)  
1.91m x 0.63m x 1.07/0.97m

Unless otherwise stated all timber products on this page are:



Pressure treated timber



Products are available for delivery to your home address



Products are supplied flat packed with assembly instructions





**Fencing and Landscape Centre  
Leythorne Nursery  
Vinnetrov Road  
Runcton  
Chichester  
West Sussex  
PO20 1QD**

tel **01243 641272**

e-mail **[info@knight-fencing.co.uk](mailto:info@knight-fencing.co.uk)**  
visit **[www.knight-fencing.co.uk](http://www.knight-fencing.co.uk)**



#### Terms & Conditions

Every effort has been made to provide up to date factual information, but as our policy is one of continual improvement we reserve the right to modify or change specifications as necessary. No liability will be accepted for errors and omissions. All guarantees are conditional and if you are in any doubt as to the terms and conditions, please feel free to contact us. All sizes where quoted are approximate and in metric. Products have been measured to maximum exterior dimensions including roof overhang unless otherwise stated. Some specifications may vary due to availability and product improvements. Colour has been applied to some products for photographic purposes only. We take great care in the photographic accuracy of products shown in our brochure, however due to variables in both the photographic and printing processes and the natural characteristics of wood, colours may not exactly match actual products. Splits and cracks may appear naturally in timber products. This is not a valid reason for returning products or replacing parts.