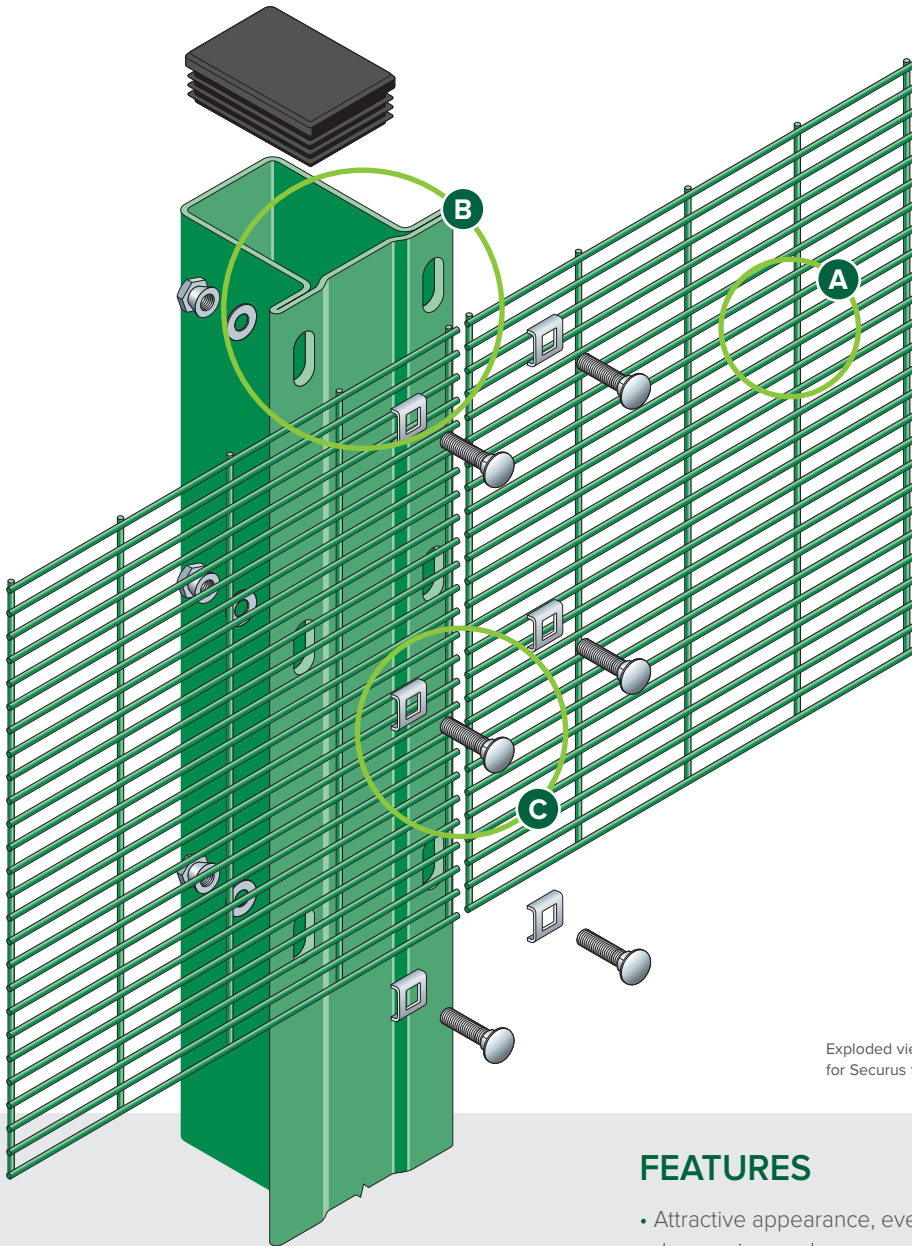


# SECURUS™

## FLAT PANEL SYSTEM



- A** Anti-climb close mesh
- B** Continuous flanged post made from high strength steel for added durability
- C** Through bolt with security washer and non removable shearnut
- A** Galvanised and polyester powder coated panels and posts



Exploded view of post and fixing detail for Securus flat panel system

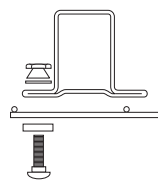
### FEATURES

- Attractive appearance, even with dense wire mesh
- Rigid welded steel wire mesh panels
- RAL colours available

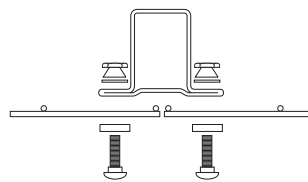
### SUITABLE FOR

- Schools
- Industrial and commercial units
- Police stations and secure units
- MOD
- Airports and seaports

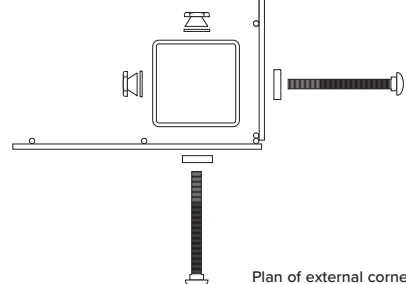
### SYSTEM DETAILS



Plan of end post



Plan of panels in line



Plan of external corner



## DESCRIPTION

Immensely versatile, incredibly hard wearing and the first line of defence in high security fencing systems, Securus™ is the number one choice for everywhere from schools and business parks right up to police stations, secure units and Ministry of Defence facilities that require a dedicated level of security fencing.

The 4mm welded steel wires that form each mesh panel are extremely difficult to climb over, and with each panel fixed to a continuous flanged steel post using non removable shear nuts, the strength of Securus™ ensures a great defence from vandals and intruders and it is ready to be upgraded to SRI should your threat level increase at any point.

With the flush finish of the panels, there's no overlapping, so installation is quick and easy. This also makes Securus™ ideal for sports facilities as an alternative to conventional rebound boards. It's available in a range of RAL colours too, so you can match it with your organisation's colour scheme.

### FINISH

Our welded steel wire mesh fencing panels are galvanised and polyester powder-coated after stringent cleaning and treatment to give a well-adhered coating of 60 microns. Or available as galvanised only which is a high aluminium content galvanising giving four times the life of BS 443. This finish is free of the sharps and irregularities found in the hot dip galvanising process. RAL range of colours available.

## PANEL DIMENSIONS

<b>Heights</b>	1830, 2030, 2440, 3000 mm other heights from 500mm up to 6000mm available on request with different post options
<b>Panel width</b>	2515mm
<b>Mesh size</b>	76.2 x 12.5mm
<b>Wire diameter</b>	4mm (horizontals and verticals)
<b>Top edge projection</b>	Nil – wire is flush on all edges

All dimensions are nominal

## SECURUS POSTS AND CLIPS

For the Securus flat panel system, CLD offers their own unique state of the art post. A roll formed section designed to facilitate ease of installation, providing maximum security when combined with security fastenings.

### SLOPING GROUND

Panels can be stepped as required on the post system. Where gradients exceed 1:16, it is recommended that taller panels are either part-buried or additional posts are used. Panels can also be sloped to the following gradients, within the tolerance of the post section:

1830mm high: 1 in 45  
2030mm high: 1 in 50  
2440mm high: 1 in 60  
3000mm high: 1 in 75

### VARIATIONS

The posts are available in different lengths to accommodate panel heights and ground conditions.

- Wall fixing plates, cranked posts or base plated
- Cranked or straight extensions for barbed or razor wire
- Cranked panels

Posts made from standard sections are available.

### DIMENSIONS

<b>Posts</b>	80 x 60mm special flanged section (patent applied for)
<b>Corner posts</b>	80 x 80mm standard RHS section
<b>Post centres</b>	2520mm

